



## PRIVÈ (H118) design Slide Studio



Vaso / separè  
 Anno di produzione: 2013  
 Versioni: standard, luminosa, laccata.  
 Materiali: Polietilene.  
 Dimensioni: 86 x 48 h 118 cm  
 Peso: 21 Kg - Capacità: 46 L  
 Imballaggio: vaso 90 x 46 x 48 cm  
 pannello 101 x 87 x 1,5 cm  
 Volume imballaggio: 0,2 m<sup>3</sup>

Vase / separè  
 Année de production: 2013  
 Versions: standard, lumineuse, laquée.  
 Matériaux: Polyéthylène.  
 Dimensions: 86 x 48 h 118 cm  
 Poids: 21 Kg - Capacité: 46 L  
 Emballage: vase 90 x 46 x 48 cm  
 panneau 101 x 87 x 1,5 cm  
 Volume emballage: 0,2 m<sup>3</sup>

Pot / separè  
 Year of production: 2013  
 Versions: matt, lighting, lacquered.  
 Material: Polyethylene.  
 Dimensions: 86 x 48 h 118 cm  
 Weight: 21 Kg - Capacity: 46 L  
 Packaging: pot 90 x 46 x 48 cm  
 panel 101 x 87 x 1,5 cm  
 Packaging volume: 0,2 m<sup>3</sup>

NB: Pannelli in Plexiglas (8 mm) incolore satinato su due lati non inclusi.

NB: Panneaux incolores en Plexiglas (8 mm) satinés sur les deux côtés non inclus.

NB: It doesn't include colourless panels in Plexiglas (8 mm), frosted on two sides.

<b>DIMENSIONS (cm)</b>			
<b>CODE</b>	SD PRV040 LP PRV040	SD PRV110 PLEXIGLAS PANEL	
<b>LIGHTING</b>	2x	2x  Energy saving bulb recommended (not included).	
<b>COLOURS</b>	<b>MATT COLOURS</b> ○ WHITE (code FT) ● BLACK (code FH) ● GREY (code FG) ● RED (code FD) ● ORANGE (code FC) ● YELLOW (code FB) ● GREEN (code FR) ● CHOCOLATE (code FE)	<b>LIGHTING COLOURS</b> ○ LIGHT WHITE (code LA)	<b>LACQUERED COLOURS</b> ○ SIGNAL WHITE (code QA) ● JET BLACK (code QH) ● IRON GREY (code QG) ● FLAME RED (code QD) ● PURE ORANGE (code QC) ● ZINC YELLOW (code QB) ● LIME GREEN (code QR) ● MAGENTA (code QS) ● METALLIC SILVER (code QM) ● METALLIC GOLD (code QO)



## PRIVÈ (H160) design Slide Studio



Vaso / separè

Anno di produzione: 2013

Versions: standard, luminosa, laccata.

Materiali: Polietilene.

Dimensioni: 86 x 48 h 160 cm

Peso: 23 Kg - Capacità: 46 L

Imballaggio: vaso 90 x 46 x 48 cm

pannello 141 x 87 x 1,5 cm

Volume imballaggio: 0,2 m<sup>3</sup>

Vase / separè

Année de production: 2013

Versions: standard, lumineuse, laquée.

Matériaux: Polyéthylène.

Dimensions: 86 x 48 h 160 cm

Poids: 23 Kg - Capacité: 46 L

Emballage: vase 90 x 46 x 48 cm

panneau 141 x 87 x 1,5 cm

Volume emballage: 0,2 m<sup>3</sup>

Pot / separè

Year of production: 2013

Versions: matt, lighting, lacquered.

Material: Polyethylene.

Dimensions: 86 x 48 h 160 cm

Weight: 23 Kg - Capacity: 46 L

Packaging: pot 90 x 46 x 48 cm

panel 141 x 87 x 1,5 cm

Packaging volume: 0,2 m<sup>3</sup>
















NB: Pannelli in Plexiglas (8 mm) incolori satinato su due lati non inclusi.

NB: Panneaux incolores en Plexiglas (8 mm) satinés sur les deux côtés non inclus.











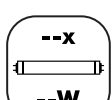



NB: It doesn't include colourless panels in Plexiglas (8 mm), frosted on two sides.

<b>DIMENSIONS (cm)</b>			
<b>CODE</b>	SD PRV040 LP PRV040	SD PRV160 PLEXIGLAS PANEL	
<b>LIGHTING</b>	2x	2x  Energy saving bulb recommended (not included).	
<b>COLOURS</b>	<b>MATT COLOURS</b> ○ WHITE (code FT) ● BLACK (code FH) ● GREY (code FG) ● RED (code FD) ● ORANGE (code FC) ● YELLOW (code FB) ● GREEN (code FR) ● CHOCOLATE (code FE)	<b>LIGHTING COLOURS</b> ○ LIGHT WHITE (code LA)	<b>LACQUERED COLOURS</b> ○ SIGNAL WHITE (code QA) ● JET BLACK (code QH) ● IRON GREY (code QG) ● FLAME RED (code QD) ● PURE ORANGE (code QC) ● ZINC YELLOW (code QB) ● LIME GREEN (code QR) ● MAGENTA (code QS) ● METALLIC SILVER (code QM) ● METALLIC GOLD (code QO)











## SYMBOLS

 For indoor use.	 Insulation class 1.	 Protected against the intrusion of solid objects $\varnothing > 12$ mm, not against water.
 For indoor and outdoor use.	 Insulation class 2.	 Protected against the intrusion of solid objects $\varnothing > 1$ mm and splashing water.
 Stackable item.	 Insulation class 3.	 Protected against the intrusion of dust and water jets.
 Conformity to the European Community instructions.	 Device proper to direct assembly onto normally inflammable surfaces.	 Fully protected against the intrusion of dust and immersion in water.
 European Community registered model.	 100% recyclable polyethylene.	 Recycling and disposal of electronic waste (WEEE).

## LIGHTING SYMBOLS

 Small lamp base for E14 - 14 mm light bulb.	 Lamp base for G13 neon tube.	 LED technology lighting system.
 Medium lamp base for E26 - 26 mm light bulb.	 Lamp base for GU10 spotlight.	 Neon tube lighting system.
 Standard lamp base for E27 - 27 mm light bulb.	 Lamp base for G4 halogen bulb.	
 Lighting through energy saving bulb. The upper figure shows the number of allowed bulbs. The lower figure shows the MAXIMUM recommended power.	 Lighting through energy saving fluorescent spotlight. The upper figure shows the number of allowed spotlights. The lower figure shows the MAXIMUM recommended power.	
 Lighting through neon tube. The upper figure shows the number of allowed neon tubes. The lower figure shows the MAXIMUM recommended power.	 Lighting through energy saving globe bulb. The upper figure shows the number of allowed bulbs. The lower figure shows the MAXIMUM recommended power.	
 Lighting through flexible LED tube. The lower figure shows the MAXIMUM recommended power.	 Lighting through circular T9 neon tube. The upper figure shows the number of allowed neon tubes. The lower figure shows the MAXIMUM recommended power.	

## WIRING SYMBOLS

 Wiring with metal clamp. IP20 protection. Diameter 11 cm.	 Wiring with special base for KIT LED 1,5 WATT. IP55 protection. Diameter 11,6 cm.
 Wiring with metal base. IP55 protection. Diameter 10 cm. Fastening by hex screw key.	 Wiring with plastic screw base. I3 - IP20 protection. E3 - IP55 protection. Diameter 6 cm.
 Wiring with metal base. IP55 protection. Diameter 20 cm. Fastening by hex screw key.	 Wiring with plastic screw base. I3 - IP20 protection. E3 - IP55 protection. Diameter 10 cm.
 Wiring with plastic base and metal inserts. I2 - IP20 protection. E2 - IP55 protection. Diameter 10 cm. Fastening by slot screwdriver.	 Wiring with plastic screw base. I3 - IP20 protection. E3 - IP55 protection. Diameter 15 cm.
 Wiring with plastic base for LED LP RGB100. IP44 protection. Diameter 10 cm.	 Special metal base. IP20 protection. Several sizes.

## MATERIAL PROPERTIES

---

Material: Linear low-density polyethylene - LLDPE.

Production process: rotational moulding.

Resistant to extreme temperatures (-60°C to +80°C).

UV resistant (except for lighting colours).

High tensile strength.

## WARNING

---

- Keep away from excessive heat sources.
- Avoid any improper use. Do not stand on the products. When the product has to be moved, lift the product off the ground in order to avoid damage.
- Do not overload the pot structure in order to avoid deforming.
- Carefully comply with the maintenance & cleaning instructions.
- In case of malfunctioning or damage of the wiring or any electrical parts, refer to a qualified electrician.

## MAINTENANCE & CLEANING

---

- To prevent dust and dirt from sticking to the plastic surfaces, periodically clean the products with a damp cloth and neutral liquid soap diluted in water.
- Avoid using ethanol or any liquids containing, even in small amounts, acetone, trichloroethylene or ammonia (solvents in general).
- It is recommended the use of SLIDE's "CleanUp" cleaner or a degreaser. In case of persistent stains, use a scrub eraser (melamine foam - Scotch-Brite® Easy Eraser or similar) or a high pressure washer. Spray the cleaning product on the surface, rub with a damp cloth and rinse abundantly with water (preferably with a high pressure washer).
- The lacquered version is suitable also for outdoor use, however it is more sensitive to scratches: periodically clean with a polish cleaner, gently rubbing with soft cloth/cotton wool.
- Cushions can be cleaned with a damp cloth, neutral liquid soap and water.
- For metal parts use specific cleaners.

## SUSTAINABILITY & RECYCLING

---

All SLIDE products are 100% recyclable. Furthermore, grey, black and chocolate matt colours are produced with recycled polyethylene. SLIDE has a closed production cycle with no health prejudicial emissions and complying with ecological sustainability rules.

When a product reaches the end of its life, do not treat the product or any of its parts as domestic waste. Dispose by sending to differentiated collection centres.

## RESPONSIBILITY & RETURNS

---

SLIDE declines any liability to damages caused to things or persons by an illegitimate use of the product. SLIDE won't accept any returned goods without having checked the kind of defects first.

## WARRANTY

---

SLIDE products are guaranteed against all manufacturing faults, granted that the items are appropriately used, for twenty-four (24) months from the date of purchase upon presentation of the invoice.


LED KITS only are guaranteed for twelve (12) months from the date of purchase.

Warranty doesn't include parts that are subject to wear and tear due to usage, batteries when provided, wiring and electrical parts that do not have manufacturing faults.

## POTTING INSTRUCTIONS

Fill the pot with 1/3 in height of expanded clay, in order to not overload the pot structure and allow the drainage of water. Complete filling with soil suitable for the plant to pot. For better drainage is recommended to place a draining cloth between expanded clay and soil.

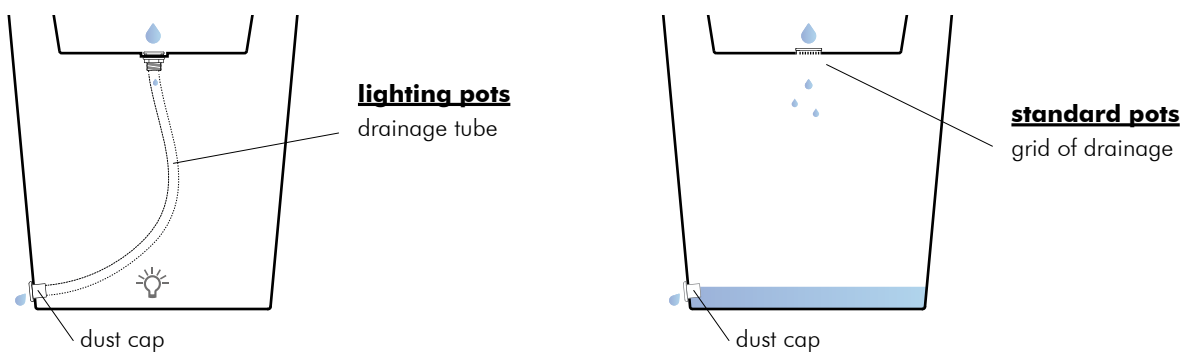
Note: always consult the technical data sheet to know the maximum capacity of each pot.



## DRAINAGE SYSTEM

All SLIDE pots are equipped with a water drainage system.

Illuminated pots are equipped with an interior drainage tube that protects the lighting system from the contact with liquids. Note: always remove the dust cap from side to drain the water.



## USE AS CACHEPOT

Our pots can be used like cachepot, in both standard version and lighting version. We suggest the use of an injection plastic pot with relative saucer (optional).

